

# Olympics of the Visual Arts

## Competition Guidelines



NEW YORK STATE ART TEACHERS ASSOCIATION

# Welcome!

WELCOME

Submission  
Guidelines

Team  
Introduction

Evidence of  
Research

Design  
Planning

Final Design  
Solution

Awards  
Info

FAQs



Thank you for choosing to enter a creative design solution in this year's OVA event.

*Inspire* is the theme of the 2023 NYSATA Teacher Conference, so we have also framed our 2024 NYSATA Olympics of the Visual Arts challenges around the topic of inspiration. As you consider your approach to the design challenges this year, the OVA committee encourages ideas that promote positive inspiration and encourage people to think creatively in their innovative approaches to solving design problems.



This slide presentation has been created to provide your team with guidelines and the requirements for competing your OVA entry and supporting documentation.



Your team will install your long term design solution and planning portfolio to the Saratoga City Center on May 13th.



It is important to read and review the information in this document very carefully and follow the competition directions. If you need support along the way please email us at [ova@nysata.org](mailto:ova@nysata.org)

# Welcome

WELCOME

Submission  
Guidelines

Team  
Introduction

Evidence of  
Research

Design  
Planning

Final Design  
Solution

Awards  
Info

FAQs



For OVA 2024, the long term design problem will be scored on site. Teams will also compete in an on-demand design challenge, (or be presenting their fashion designs—FASHION CATEGORY ONLY.)



[Link to Sample Rubric on NYSATA website](#)



The on-demand **spontaneous design problem** will be judged as its own category. (not as a percentage of the overall scoring)



Teams will be required to upload a finished photograph of their completed long term design solution **PRIOR** to the event date.



We hope to highlight award winning entries and on demand solutions on the NYSATA website following the event.

WELCOME

Submission  
Guidelines

Team  
Introduction

Evidence of  
Research

Design  
Planning

Final Design  
Solution

Awards  
Info

FAQs

EVENT  
Date  
May 13

# Competition Guidelines



# Competition Guidelines



Teams will arrive to the Saratoga City Center with their long term designs & portfolios ready to install, their packed supplies for the on-demand design competition, and their bag lunches in a box/bin.



Team advisors will report to the check-in table with the **team rosters, media release forms, and chaperone form**. Teams will be assigned numbers and be provided directions where to report to begin installation, and store lunches.



Every effort will be made to provide equitable space for teams to set up and work on their on-demand challenge. Flexibility and cooperation of all teams is expected, as volunteer category coordinators oversee team installation and competition.



Teams must clearly display their assigned number on their **entry, portfolio, and completed On-Demand solution**.

# Competition Guidelines



Teams will be required to **UPLOAD** a jpeg or png file of their completed long term design solution by 4pm **MON. MAY 6th**



The upload access will be on the OVA page of the NYSATA Website. Photos will be used for event promotions and to catalog entries. (They should be clear resolution and be cropped tightly around the entry with little to no background)



Photo files should be titled according to the example below:

**Category.DistrictName.Level**

Example: (Painting.Hicksville.Middle)

Levels are: Elementary, Middle, HS

WELCOME

Submission  
Guidelines

Team  
Introduction

Evidence of  
Research

Design  
Planning

Final Design  
Solution

Awards  
Info

FAQs

Read each  
section  
carefully!

# Team Introduction



# Team Introduction

Each team will present their planning portfolio alongside their long term design solution. The first page(s) should contain a team introduction.

The Introduction should communicate the following information:

- The Design Category
- Your NYSATA Region
- Your School Name
- Your School District
- All Team Member Names w/grades
- Art Teacher Advisor
- Advisor Email Contact
- **TEAM/ARTIST** Statement

The Artist/Team Statement should briefly describe yourself and explain how you chose to respond to the design prompt in this category.



Cite sources  
for Evidence  
of Research

# Evidence of Research



# Research

In the portfolio include a section highlighting the research the team conducted when brainstorming and developing the design.



WEBSITE LINKS **ALONE** are **NOT** considered research. Links to websites may only be included to *cite sources*.



JUDGES **WILL NOT** consider research if it is only a link to a website.



You **MUST** capture your research in your own words, images, or recorded statements. You may include pictures of your resource books or imagery. (*Website addresses are simply to cite your sources.*)

WELCOME

Submission  
Guidelines

Team  
Introduction

Evidence of  
Research

Design  
Planning

Final Design  
Solution

Awards  
Info

FAQs

Show Us  
Evidence of  
Brainstorming &  
Designing

# Design Planning



# Design Plans

In the portfolio include a section documenting your design development process. How did your design evolve? Help us understand your process?



Evidence of your Brainstorming and Planning of your Design Solution Process can be shown in sketches, photos or other images.



Journalled notes and written remarks can help describe your decision making process.



**FASHION** teams will include a copy of their catwalk presentation script in this section of the portfolio (300 word limit/60 seconds)

WELCOME

Submission  
Guidelines

Team  
Introduction

Evidence of  
Research

Design  
Planning

Final Design  
Solution

Awards  
Info

FAQs

Upload  
Entry Photo  
by May 6th

# Final Design Solution



# Final Design Solution

Upon arrival and check in, teams will be directed to areas by category to install their entries.



OVA category coordinators will be assigned to oversee each area.



Following the Opening Ceremony and announcement of the On-Demand Design Challenge, teams will work on their solutions in their category area until noon.



Awards in each category and at each level are presented for 1st, 2nd, and 3rd place, and a Hyndman Creativity Award is presented in each category.



An overall 1st, 2nd, and 3rd will be presented for the On-Demand Challenge.

# Media Release Waivers



Upon Check in please Include a Media Release Form for **EACH** team member. A link to the form can be found on the OVA page of the NYSATA website and is provided here.

LINK: [NYSATA Media Release Form](#)



Photos of entries and candids from the event may be used to celebrate and promote the event on social media, and within NYSATA and its associated networks.

# Spontaneous Design Solution

Teams may use any and all designated materials in their on-demand design solution.



Materials to use on the spontaneous design include **only**:

White drawing paper (8 pieces- 18x24), Colored Paper (8 pieces- 12x18), Masking tape 1 roll, Box 24 Crayons, Scissors, Glue Stick, Pencils, Erasers, Magazines, 3 ft Long String, Large Plastic Bag, 12 Drinking Straws, 1-25 ft roll of Aluminum foil, 4 Paper Towel Roll Tubes.



All spontaneous designs will be assessed by the judges and awards for 1st, 2nd, and 3rd place will be presented across all levels combined. One solution will receive a Hyndman Creativity Award for the category.



Category awards are presented at each level.

# Awards Information



# Awards Information



Volunteer judges will be assigned to the 8 categories plus the On-Demand Challenge. They will provide quantitative and qualitative feedback for the teams. The top three scores at each level in the 8 entry categories will be announced during the awards ceremony.



The Rubric used by adjudicators will cover the following criteria: [RUBRIC link](#)

- Evidence of brainstorming and research
- Clear presentation of planning and research
- Imagination/originality/risk taking
- Communicates/answers the design problem
- Quality craftsmanship of presentation (including how the slides are presented)

# Awards Information



Following the event the OVA committee plans to email each school district primary contact, the summary of judge feedback remarks to share with the teams.



Awards will be presented in **each level** of **each category**.

- First Place
- Second Place
- Third Place



**1** Overall Hyndman Creativity Award will be presented per category, including the On-Demand Challenge. (in honor of our founder Roger Hyndman)



Ribbons and plaques are distributed during the afternoon award ceremony.

WELCOME

Submission  
Guidelines

Team  
Introduction

Evidence of  
Research

Design  
Planning

Final Design  
Solution

Awards  
Info

FAQs


Contact  
[ova@nysata.org](mailto:ova@nysata.org)


# FAQs





# FAQs

 When should I arrive? **May 13, 2024**  
**between 8-9:45am**

 Where should busses and parents park?  
**Follow Up info will be coming about parking, arrival and departure.**

 What should we wear to OVA? **Many groups design team T-Shirts. The ONLINE OVA merchandise STORE will offer items you may wish to pre-order to ship or pick up onsite.**

 When will the Spontaneous Design Problem occur? **Right after the Opening Ceremony at 10:30am**

 What limits are there on size for entries? **All entries must not exceed 16 square feet**

# FAQs



What are the Install Rules? **There may be no use of water or any WET materials on/in entries. NO Items may be attached to the walls of the City Center. NO electric is available for installation. PLEASE PLAN PROACTIVELY.**



Where can we eat lunch? **There is room to spread out in the category areas, the lobby, upstairs, and even outside if weather permits.**



When are awards announced? **After lunch around 1:15**



How much does the Portfolio count towards the team total? **15 out of 45 points**

# FAQs



What are the Social Media Sites to post and tag your work?

Instagram= @olympicsofthevisualarts

Twitter= @OVAnysata

Facebook= Olympics of the Visual Arts



What are the rules for Break Down after the Awards? **NYSATA and the OVA**

**Committee strive to maintain good relations with our host venue. Be sure to carry out all items your team brought in and leave the space as you found it. PLAN AHEAD and bringing extra garbage bags is recommended.**

See You  
in 2025!



OLYMPICS <sup>OF THE</sup>  
VISUAL ARTS



NEW YORK STATE ART TEACHERS ASSOCIATION